




FINALLY, A PEBBLE POOL FINISH  
IN COLOURS TO SUIT YOUR STYLE



From Australia's leading specialty sand producer comes a breakthrough in pool pebble finishes to guarantee a blue pool.



REGAL STONE TI WHITE



REGAL STONE BLUE



REGAL STONE BLACK

## CREATE A COLOURFUL PEBBLE POOL WITH REGAL STONE

Pebble pools have been the most popular finish in pools over the past decade. With their ease of use and competitive pricing they have been the ideal pool finish for thousands of pool owners.

Up until now, the choice in pebble colours has been limited to traditional tan and greyish to off-white coloured stones. Although these pebble tones have been popular throughout the 90's, they don't allow pool owners to enjoy the clean and fresh bluish pool colours that most people desire.

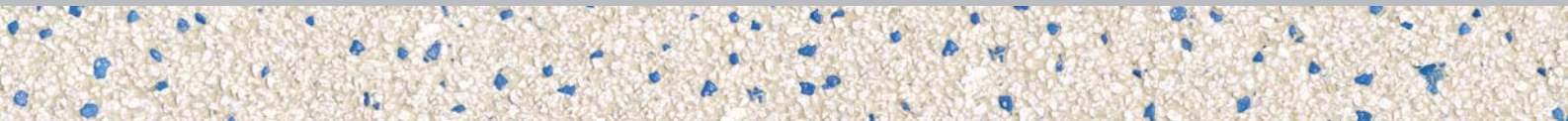
With the advent of Regal Stone, pool owners can now enjoy all the advantages of a pebble pool in wonderful fresh colours. By using a combination of Regal Stone Blue and Black with the Regal Stone Ti White as the background your pool builder can create a finish that inspires and delights year after year.



## Regal Stone Shimmer 10%Black 90%White



**ABOVE** The vibrancy of Regal Stone Ti White gives your pool that crystal clear look.  
**BELOW** For a slight blue hue, a touch of Regal Stone Blue is incorporated.



## Regal Stone Serenity 10%Blue 90%White



# WHY DOES REGAL STONE PRODUCE A BETTER POOL COLOUR?

**Whiter white for a bluer blue!** One of the secrets to the beauty of a Regal Stone pool is the shade of the Ti White pebble. Because we ceramically coat our pebbles with titanium dioxide white pigment, you receive a unique coloured pebble that can't be duplicated in nature. This particular shade of white gives pool walls a deeper and more vibrant appearance, that once filled with water, generates an enticing blue hue.



THE UNIQUE TONE OF REGAL STONE Ti WHITE PEBBLES GENERATES A BLUISH HUE WHEN FILLED WITH WATER.



TRADITIONAL POOL PEBBLES TEND TO HAVE A GREYISH HUE WHICH PRODUCES A LESS PRONOUNCED BLUE TONE.



HIGH TEMPERATURE FIRED

## TECHNOLOGY THAT ENSURES LONG LASTING POOL COLOUR - GUARANTEED

Regal Stone pebbles are not simply dyed or painted like some pool pebbles, but are coloured with special cobalt pigments and then fired at extremely high temperatures to ensure the colour is fused to the stone.

This special manufacturing process ensures you get a consistently coloured pebble that is tough as well as fade resistant - even when exposed to harsh pool chemicals, sunlight and acid washing.

As the long term colour of your pool depends on the colour integrity of the pebble, it is important that your pool builder uses the authentic Regal Stone Blue rather than painted imitations.



## Regal Stone Bliss 80%Blue 20%White

**ABOVE** Predominant use of Regal Stone Blue pebbles create a darker blue pool with ambience and style.

**BELOW** A high percentage of blue pebble with the balance in white ensures your pool will have a distinct blue appearance.



## Regal Stone Summerdaze 65%Blue 35%White

# CHOOSING YOUR REGAL STONE BLEND

Choose your preferred colour combination from the recipes below and advise your builder who will then coordinate the installation. As previously mentioned in this brochure your final pool colour is determined by the ratio and quantity of the Regal Stone pebbles used, in the mix. The greater the proportion of Regal Stone Blue used the bluer the colour of the pool water.

The chosen recipe of pebble is then mixed with cement and rendered onto the pool walls and floors by your applicators.

**Other factors that influence pool colour.** It is very important to note that pool water shade is determined by a number of factors including depth of water, the angle of the sun's rays, the colour of surrounding objects such as trees and plants as well as the level of shade. The colour blends and names below are intended to assist you in the selection of your Regal Stone pebble mix. They should be used **as a guide** only and it is therefore important to discuss your desired pool water colour with an experienced pool builder.

**Regal Stone Dazzle**  
100%White



**Regal Stone Shimmer**  
10%Black 90%White

**Regal Stone Serenity**  
10%Blue 90%White

**Regal Stone Ritzy**  
50%Black 50%White

WALL COLOUR >  
BEFORE IMMERSION >

POOL COLOUR >  
(ONCE POOL IS  
FILLED WITH  
WATER, GUIDE ONLY)





REGAL STONE IS TROWELLED ONTO THE CONCRETE SURFACE.



THEN WASHED BACK TO REVEAL THE BRIGHT PEBBLE COLOURS.




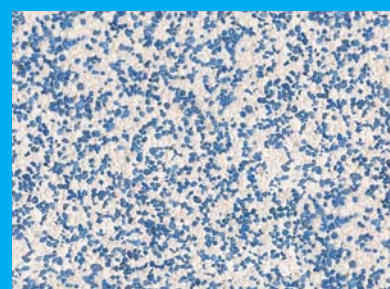
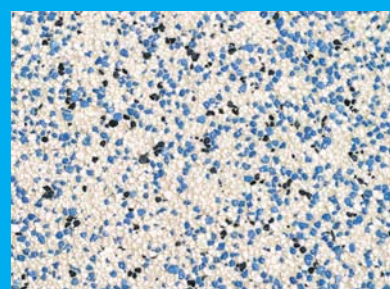
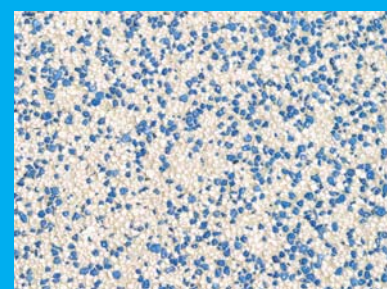
REGAL STONE IS DISTINCTIVELY PACKAGED TO ENSURE YOU ARE GETTING THE GENUINE PRODUCT.

**Regal Stone Bluemoon**  
**50%Blue 50%White**

**Regal Stone Tango**  
**10%Black**  
**30%Blue 60%White**


**Regal Stone Summerdaze**  
**65%Blue 35%White**

**Regal Stone Bliss**  
**80%Blue 20%White**







REGAL STONE DAZZLE




REGAL STONE SHIMMER




REGAL STONE SERENITY



REGAL STONE RITZY



REGAL STONE BLUEMOON



REGAL STONE TANGO



REGAL STONE SUMMERDAZE



REGAL STONE BLISS



YOUR REGAL STONE POOL BUILDER



**RIVER SANDS** PTY LTD

**BRISBANE:** Tel 07 3287 6444 683 Beenleigh Redland Bay Road Carbrook QLD 4130

**SYDNEY:** Tel 02 9677 1056 36 Sargents Road Minchinbury NSW 2770

**MELBOURNE:** Tel 03 9311 9225 646 Somerville Road Sunshine VIC 3020

**TOLLFREE HELPLINE:** 1800 077 744 (outside Brisbane)

**WEB:** [www.riversands.com.au](http://www.riversands.com.au)

**NOTE** Pool colours shown in this brochure are intended as a guide only and are as close as the reproduction process allows. **WARRANTY** River Sands warrants that Regal Stone pebbles will remain colourfast for a period of seven (7) years. As Regal Stone pebbles are mixed with other ingredients and installed on site, the warranty is limited to the colour integrity of the pebbles only. Any other issues relating to the finish and durability of the wall and floor render are outside of the warranty and should be discussed with your pool builder.